


### HOW TO USE THE SIMPLY45-CRIMPER?




#### STEP 1




Pass the twisted pair through SIMPLY45 plug.

#### STEP 2



Make sure the cable is fully seated.

#### STEP 3



Attached boot into the plug if a boot is applied.

#### STEP 4




Place assembly into crimping nest

#### STEP 5



Make sure all the wires feed through, and do a crimp cycle.

#### STEP 6



Crimp and trim in one step, and boot would be locked into plug as well.

Contact us for more details: [sales@simply45.com](mailto:sales@simply45.com)

SIMPLY45™ is a trademark of SIMPLY45 LLC © All rights reserved.